

2024
and
2025

ANNUAL REPORT

Washington County Juvenile Justice Center



Christopher B. Tinsley
Director, Juvenile Detention Center





Mission Statement

THE PURPOSE OF THE WASHINGTON COUNTY REGIONAL JUVENILE JUSTICE CENTER IS TO PROVIDE A SECURE, SAFE, AND CARING ENVIRONMENT FOR JUVENILES CHARGED WITH DELINQUENT OR CRIMINAL OFFENSES.

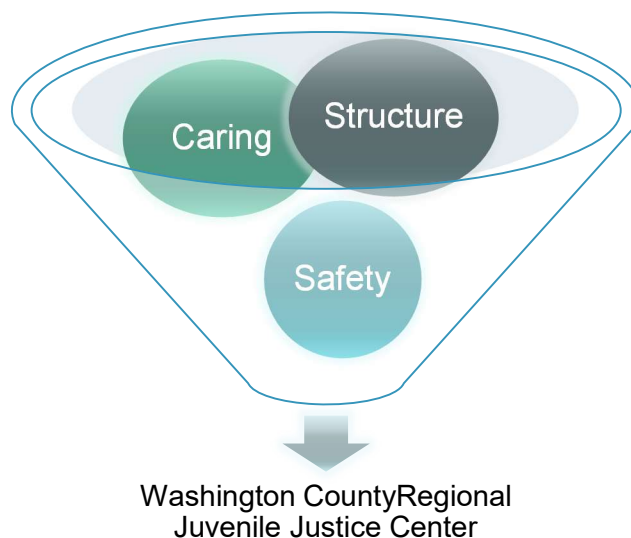
VALUES

C.A.S.E. – CREATING A SUCCESSFUL ENVIRONMENT

C.A.S.E. WAS DEVELOPED TO PROVIDE A SAFE AND SECURE ENVIRONMENT.

LIFE SKILLS AND GAIN THE COOPERATION AND COMPLIANCE OF YOUTH WHILE IN DETENTION. THE GOAL IS TO ENCOURAGE POSITIVE INTERACTION WITH STAFF AND PEERS.

Definitions



- ◆ **Secure** – All entrances and exits shall be controlled by the staff. At no time will a juvenile be allowed to exit the building unaccompanied by a staff person unless that juvenile has been released at the direction of the detaining Court.

- ◆ **Safe** – No juvenile in the care of the Regional Juvenile Center is to be abused (physically, sexually, or psychologically) by any resident, staff person, or visitor.

- ◆ **Caring** – The staff shall make every effort to assure that the juvenile is free from medical or dental disorders; is properly fed; receives a proper amount of rest; has clean clothing and bedding; is allowed to exercise; and, is offered appropriate educational, counseling, religious, and recreational opportunities. Additionally, the staff shall treat each juvenile with respect and courtesy.

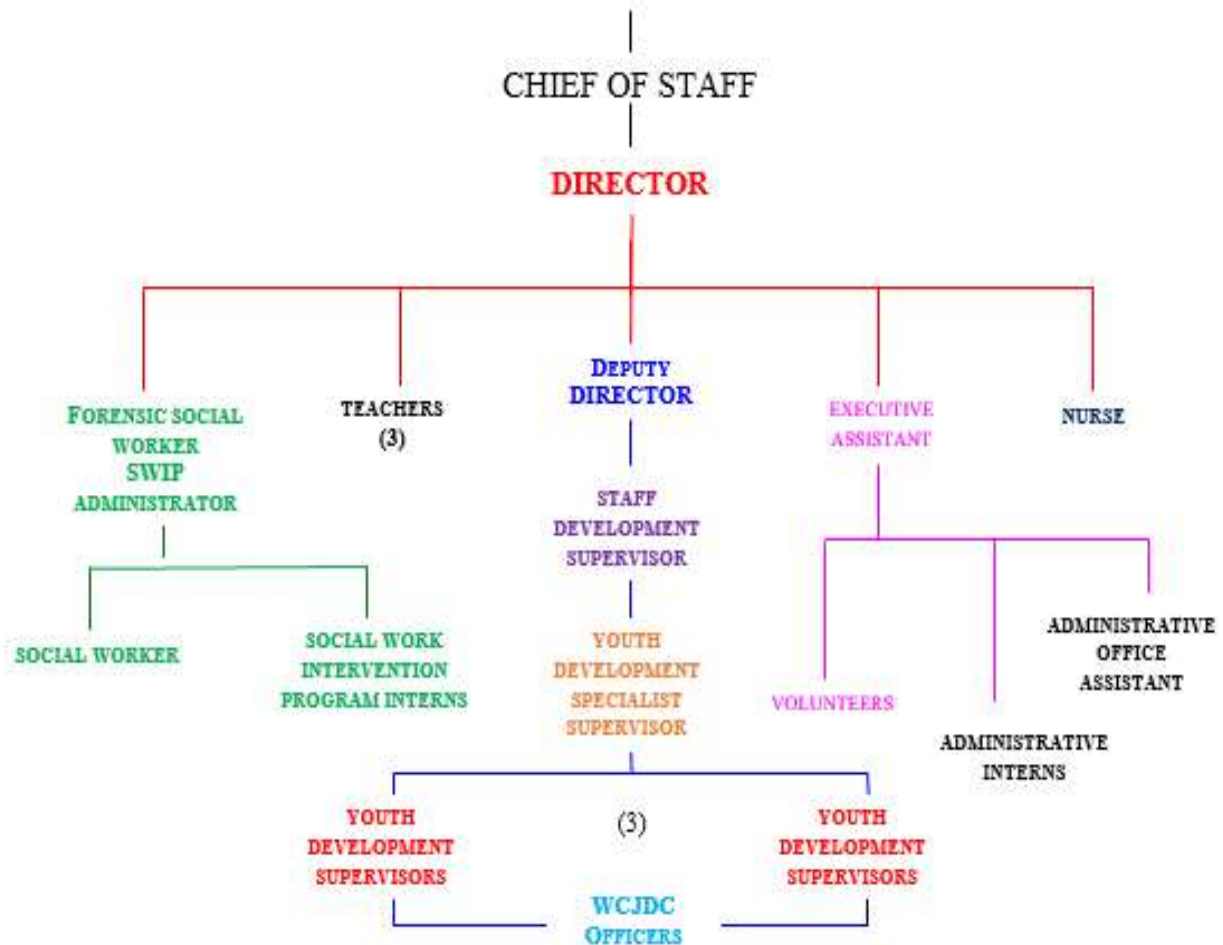




WASHINGTON COUNTY REGIONAL JUVENILE JUSTICE CENTER
JUVENILE DETENTION
885 Clydesdale Drive
Fayetteville, AR 72701

ORGANIZATIONAL CHART

WASHINGTON COUNTY JUDGE



JUVENILE DETENTION CENTER

2024 STATISTICAL INFORMATION

Intakes	332
Days of Detention	6,560
Average Age	15.99
Average Stay	19.29

Top Ten Reasons for Detention Ranked by # of Intakes 2024

Offense

Intakes

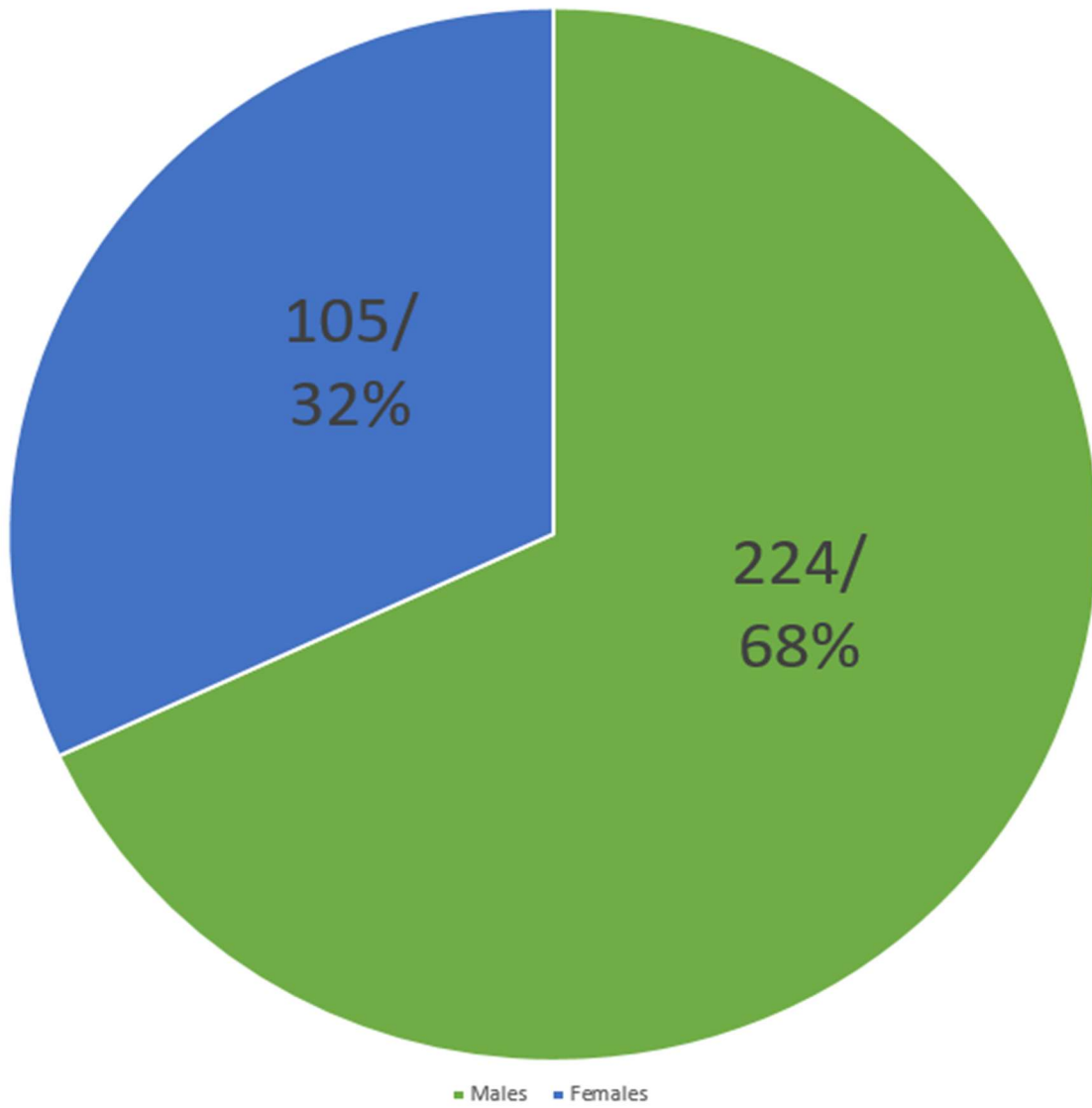
1) Battery 2 nd	Felony	40
2) Battery 3 rd	Misdemeanor	29
3) Aggravated Assault	Felony	12
4) Domestic Battery 3 rd	Misdemeanor	09
5) Breaking or Entering	Felony	08
6) Firearms Possession	Felony	07
7) Theft of Property	Felony	07
8) Obstruction of Government Operations	Misdemeanor	07
9) Rape	Felony	05
10) Firearms Possession	Misdemeanor	05

Intakes by Court of Jurisdiction

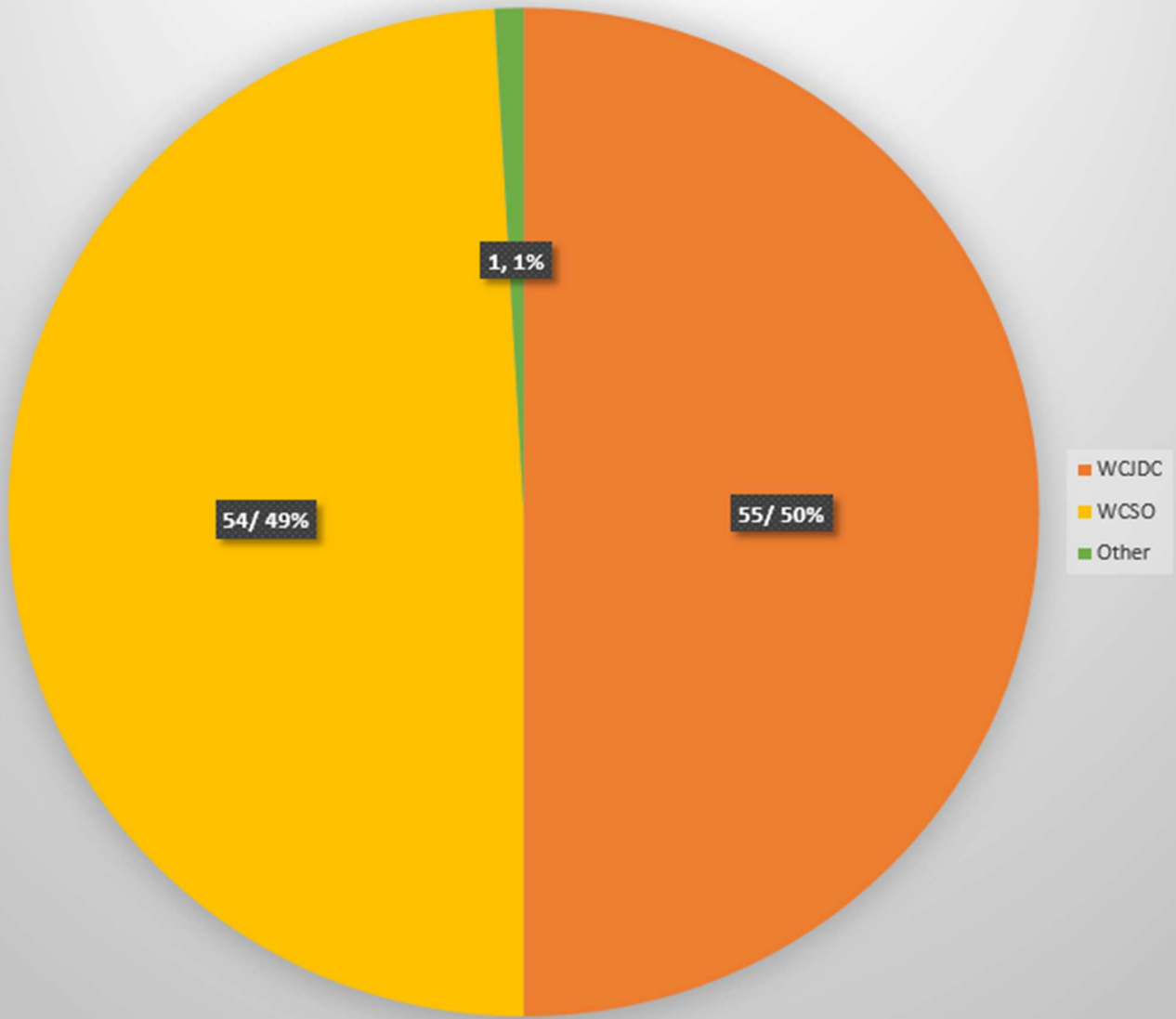
2024

COURT	# INTAKES
Interstate Compact	3
Division 3	185
Division 8	147
Adult Charged	4

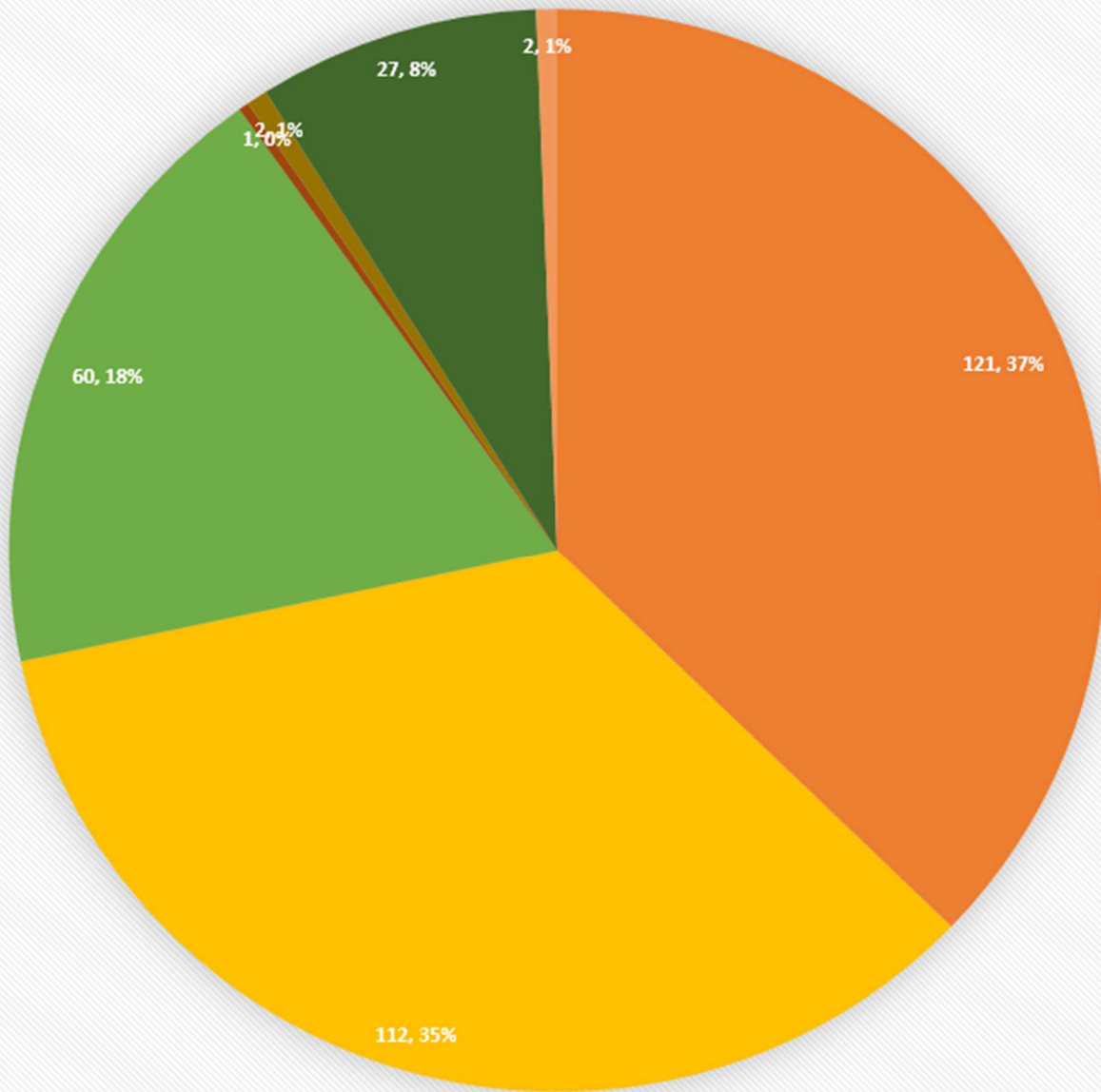
2024 WCJDC Intakes by Gender



2024 WCJDC Transports



2024 WCJDC Intakes by Race



White/Non Hispanic Hispanic Black/AA Marshallese
Native American Pacific Islander Unknown Race Unaccounted

2025 STATISTICAL INFORMATION

Intakes

312

Days of Detention

5372

Average Age

15.62

Average Stay

16.58

Top Ten Reasons for Detention
Ranked by # of Intakes 2025

Offense

Intakes

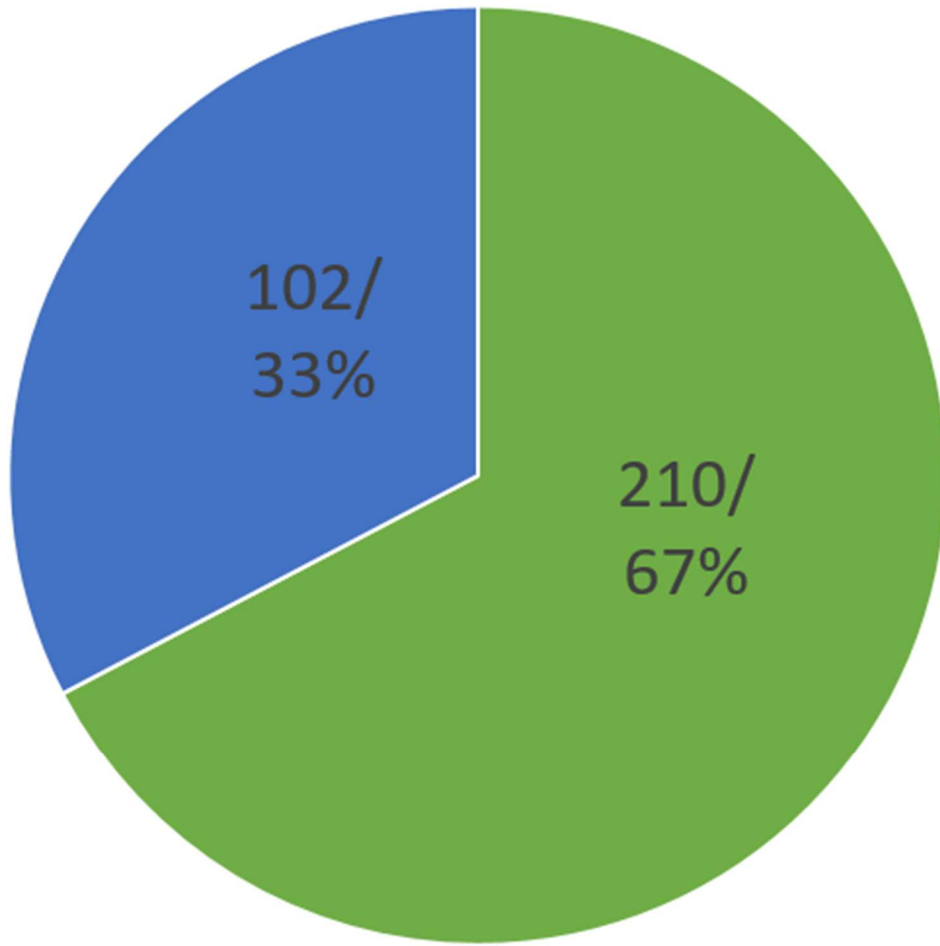
1) Domestic Battery 3 rd	Misdemeanor	32
2) Battery 2 nd	Felony	31
3) Terroristic Threatening	Felony	21
4) Battery 3 rd	Misdemeanor	15
5) Criminal Mischief	Misdemeanor	11
6) Breaking or Entering	Felony	10
7) Battery 2 nd	Felony	09
8) Residential Burglary	Felony	08
9) Criminal Trespass	Misdemeanor	08
10) Theft of Property	Misdemeanor	08

Intakes by Court of Jurisdiction

2025

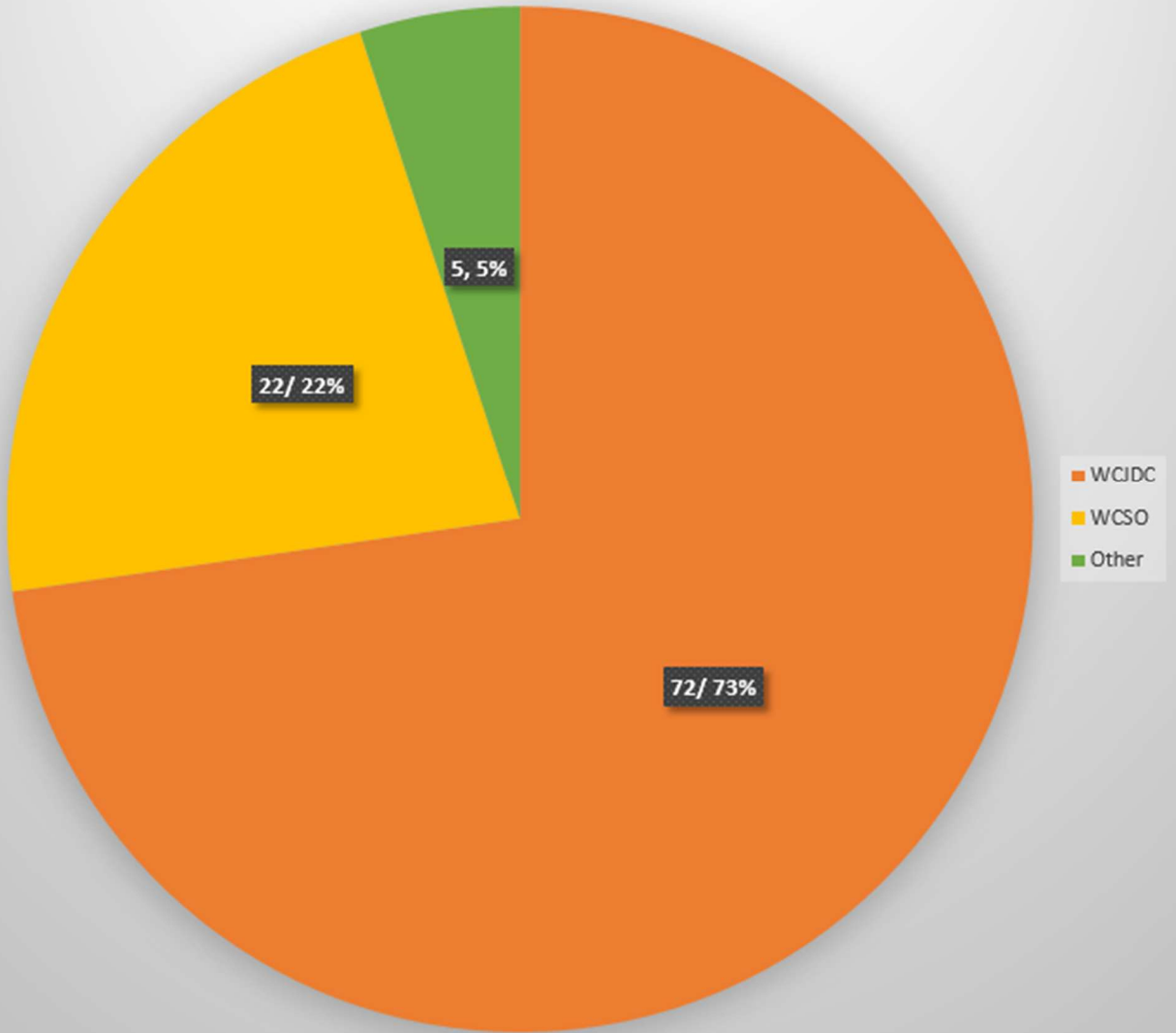
COURT	# INTAKES
Interstate Compact	1
Division 3	146
Division 8	166
Adult Charged	1

2025 WCJDC Intakes by Gender

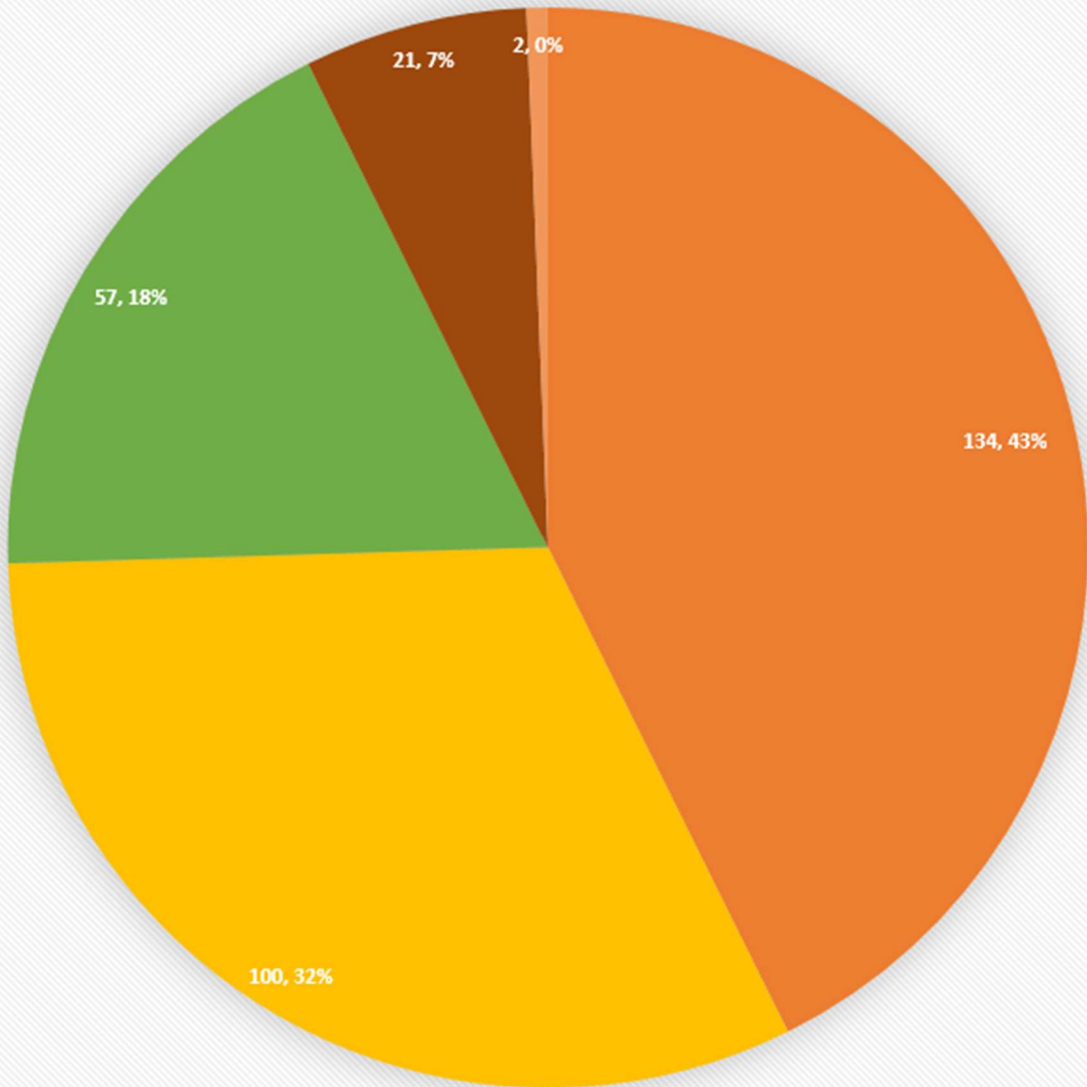


■ Males ■ Females

2025 WCJDC Transports



2025 WCJDC Intakes by Race



White/Non Hispanic Hispanic Black/AA Pacific Islander Unknown Race Unaccounted

REVENUES

- ◆ **Charges to Counties for the Detention of Juveniles was \$92.00/day. Beginning of January of 2026 this rate will increase to \$110/day.**

County	2024	2025
Madison	\$ 9,292.00	\$ 41,308.00
Johnson	\$0.00	\$3,128.00
Benton	\$0.00	\$0.00
Division of Youth Services (DYS)	\$0.00	\$17,572.00
Year Total	\$9,292.00	\$62,008.00

JUVENILE DETENTION CENTER

Statistical Comparisons

YEAR	# OF INTAKES	# OF DAYS DETENTION	% OF DETENTION DAYS USED BY WASHINGTON COUNTY
2021	285	4,254	97.7%
2022	313	3,816	96.54%
2023	304	3,947	91.49%
2024	332	6,560	98.47%
2025	313	5,389	98.77%